

Scaled data based on original data using
LM-79-08 Approved Method: Electrical and Photometric Measurements of Solid-
State Lighting Products

Test Report Prepared for
Cooper Lighting Solutions
(formerly Eaton)

Brand: McGRAW-EDISON

Report Number: P200173

Luminaire Tested: **GWC-AF-01-LED-E1-T2-800**

Issue Date: 3/3/2020

Test Information

Test Method: LM-79-08
Report Number: P200173
TEST IS SCALED FROM IESNA LM-79-08 TEST DATA (P24139)
Test Lab: INNOVATION CENTER P2
Issue Date: 3/3/2020
Manufacturer: COOPER LIGHTING SOLUTIONS (FORMERLY EATON)
Product Line: MCGRAW-EDISON
Catalog Number: GWC-AF-01-LED-E1-T2-800
Description: GALLEON WALL LUMINAIRE
(1) 70 CRI, 4000K, 800mA LIGHTSQUARE WITH 16 LEDS EACH AND TYPE II OPTICS
Light Source: -
Ballast/Driver: ELECTRONIC DRIVER

Summary

Lumens per Lamp: N/A
Luminaire Lumens: 5155.7 lumens
Efficiency: N/A
Efficacy: 117.2 lumens/watt
Luminous Opening: Rectangular (W 0.5' x L: 0.5' x H: 0')
IES Classification: Type II - Medium - Full Cutoff
BUG Rating: B1 - U0 - G1

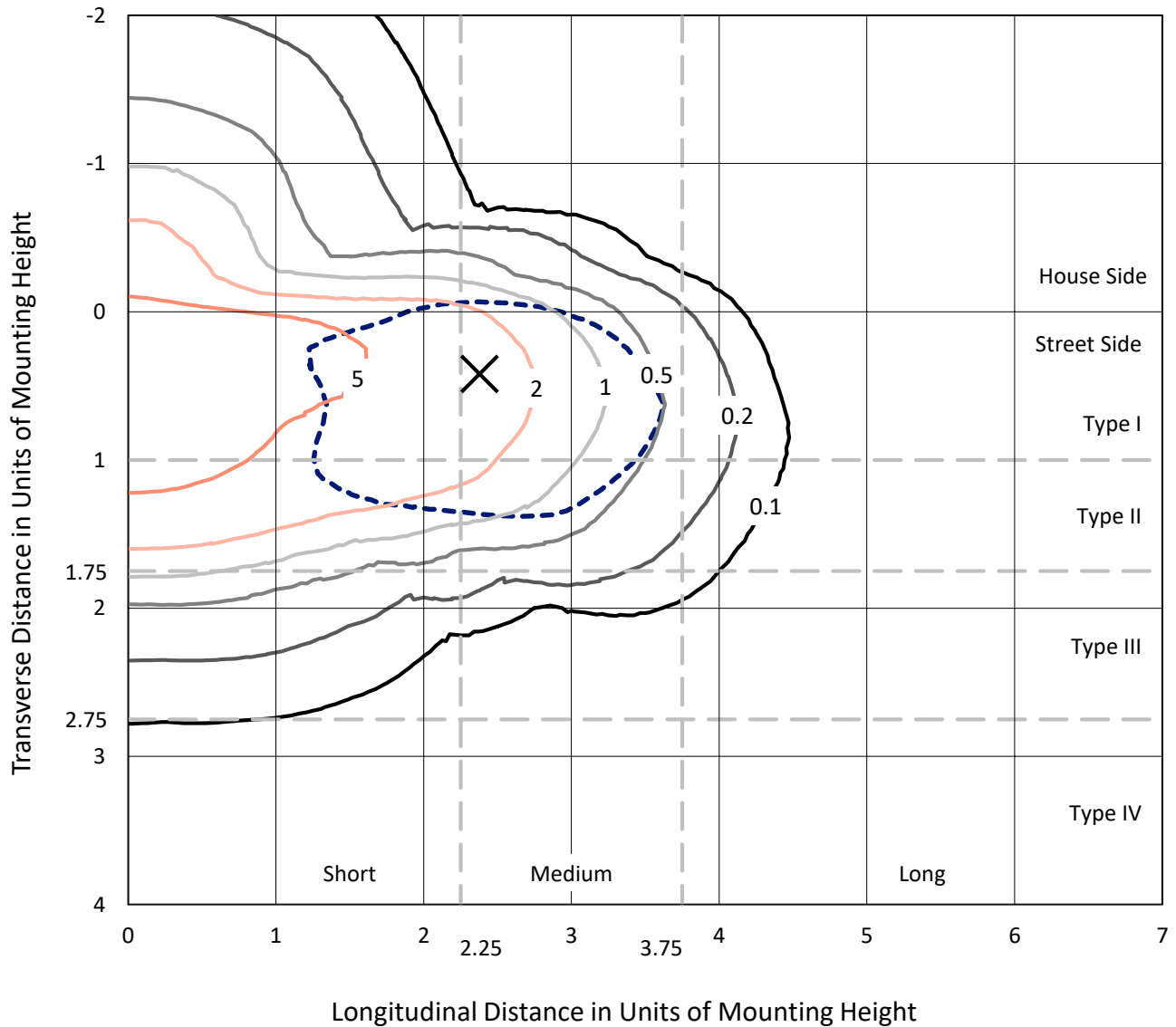
Input Watts (W): 44
Input Voltage (V): NR
Input Current (Ain): NR
Voltage Rise (V): NR
Power Factor: NR
Total Harmonic Distortion (THDi): NR
Frequency (hertz): 60
Stabilization Time: NR
Operation Time: NR
Ambient Temperature (°C): NR
Test Distance: 25 FT



REPORT NUMBER: P200173
 CATALOG NUMBER: GWC-AF-01-LED-E1-T2-800

Iso-Footcandle Lines of Horizontal Illumination

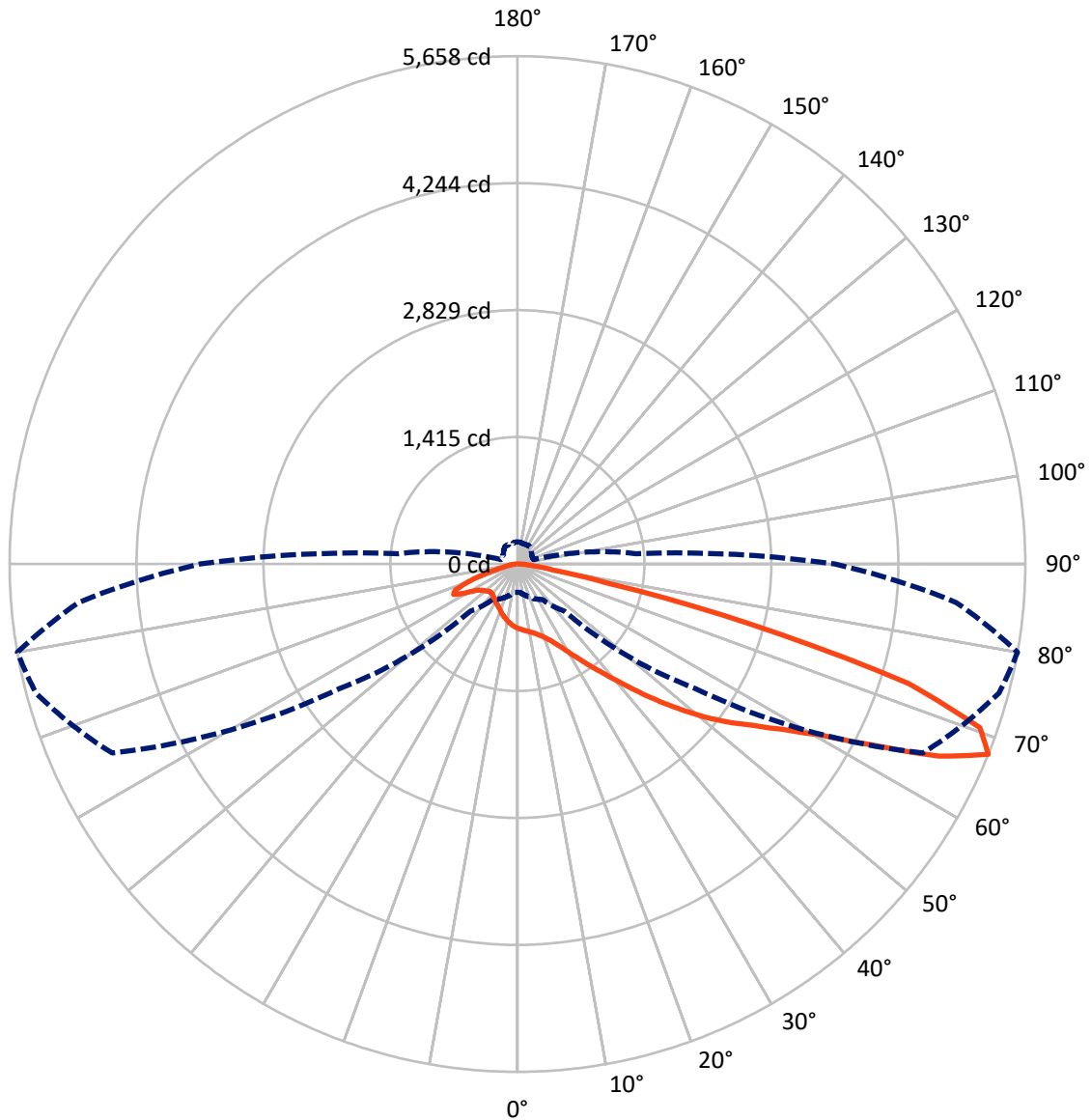
× Max cd
 - - - 1/2 Max cd



Based on 10 foot mounting height. Maximum calculated value = 8.7 fc
 Type II - Medium - Full Cutoff

REPORT NUMBER: P200173
CATALOG NUMBER: GWC-AF-01-LED-E1-T2-800

Luminous Intensity Polar Plot



— Vertical Plane Through 80-Deg Lateral - - - Horizontal Cone Through 67.5-Deg Vertical

REPORT NUMBER: P200173

CATALOG NUMBER: GWC-AF-01-LED-E1-T2-800

FLUX DISTRIBUTION:

		Downward	Upward	Total
House Side	Lumens	949.5	0.0	949.5
	% Fixture	18.4	0.0	18.4
Street Side	Lumens	4206.2	0.0	4206.2
	% Fixture	81.6	0.0	81.6
Total	Lumens	5155.7	0.0	5155.7
	% Fixture	100.0	0.0	100.0

Coefficient of Utilization

ZONAL LUMENS:

Zone	Lumens	% Fixture
0°-10°	66.1	1.3
10°-20°	190.3	3.7
20°-30°	315.0	6.1
30°-40°	515.3	10.0
40°-50°	832.1	16.1
50°-60°	1201.3	23.3
60°-70°	1325.7	25.7
70°-80°	611.0	11.9
80°-90°	98.8	1.9
90°-100°	0.0	0.0
100°-110°	0.0	0.0
110°-120°	0.0	0.0
120°-130°	0.0	0.0
130°-140°	0.0	0.0
140°-150°	0.0	0.0
150°-160°	0.0	0.0
160°-170°	0.0	0.0
170°-180°	0.0	0.0
0°-90°	5155.7	100.0
0°-180°	5155.7	100.0



REPORT NUMBER: P200173

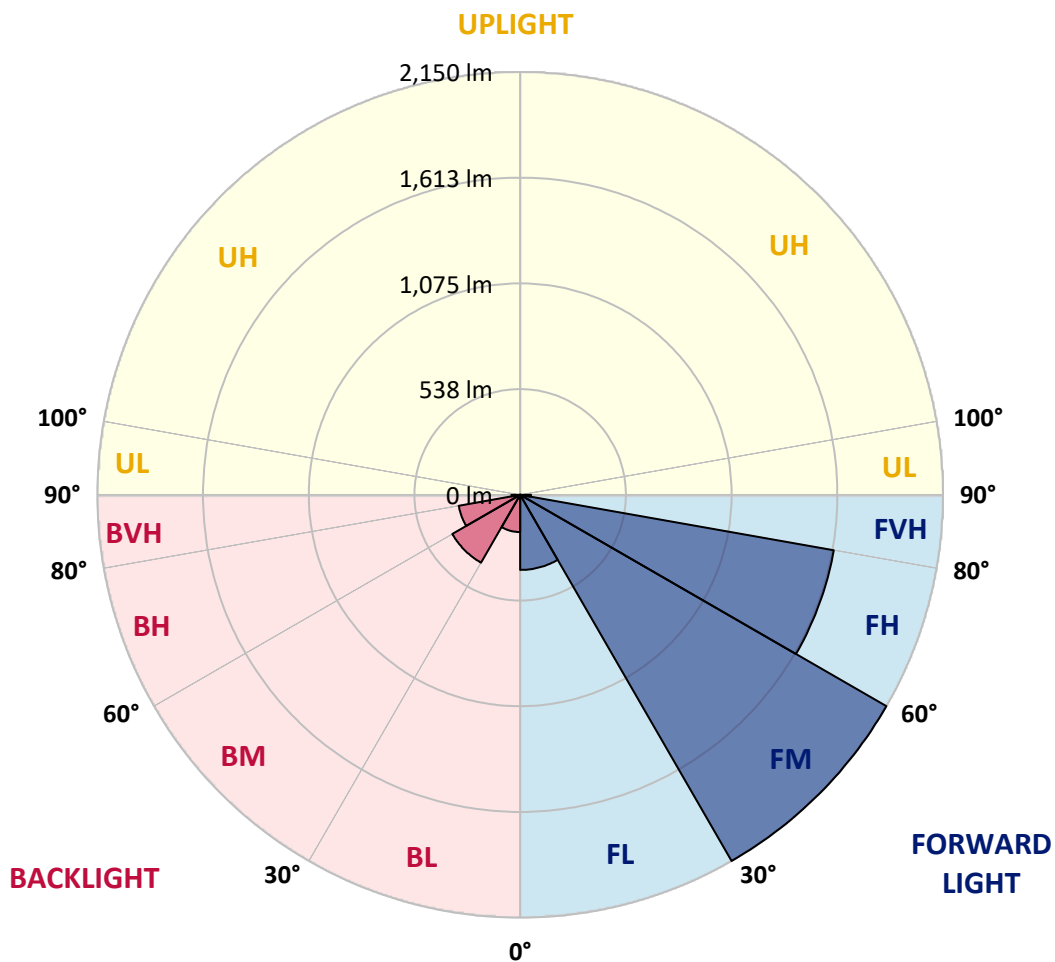
CATALOG NUMBER: GWC-AF-01-LED-E1-T2-800

LUMINAIRE CLASSIFICATION SYSTEM LUMEN TABLE AND BUG RATING:

Zone	Lumens	% Fixture	Zone Rating/Lumen Limit		
			B	U	G
FL (0°-30°)	382.0	7.4			
FM (30°-60°)	2150.3	41.7			
FH (60°-80°)	1619.5	31.4			G1/1800
FVH (80°-90°)	54.3	1.1			G1/100
BL (0°-30°)	189.4	3.7	B1/500		
BM (30°-60°)	398.4	7.7	B1/1000		
BH (60°-80°)	317.2	6.2	B1/500		G1/500
BVH (80°-90°)	44.5	0.9			G1/100
UL (90°-100°)	0.0	0.0		U0/0	
UH (100°-180°)	0.0	0.0		U0/0	

BUG Rating: B1-U0-G1

Type II Medium





REPORT NUMBER: P200173
 CATALOG NUMBER: GWC-AF-01-LED-E1-T2-800

CANDELA DISTRIBUTION (FULL):

	0°	5°	15°	25°	35°	45°	55°	65°	75°	80°	85°
0°	716.3	716.3	716.3	716.3	716.3	716.3	716.3	716.3	716.3	716.3	716.3
2.5°	783.6	779.0	779.7	778.5	774.7	768.0	761.0	748.0	734.6	727.4	721.9
5°	849.0	847.7	846.0	841.9	832.3	818.6	801.6	778.7	754.1	741.1	728.8
7.5°	898.0	897.2	895.0	892.4	883.0	866.5	840.9	808.4	772.6	754.8	735.6
10°	902.0	903.4	905.1	912.0	913.2	904.4	878.2	838.8	791.9	769.1	744.4
12.5°	867.6	870.3	877.2	894.7	913.2	924.1	910.7	870.8	814.5	786.9	755.7
15°	821.8	823.4	831.8	855.9	889.1	922.9	935.6	906.1	843.7	809.7	772.3
17.5°	802.3	803.1	808.9	824.9	855.9	904.1	949.5	944.5	879.4	838.1	792.9
20°	792.4	794.2	802.6	818.3	837.9	879.9	951.5	985.8	922.1	873.6	818.8
22.5°	820.6	819.8	822.9	830.7	847.2	872.6	950.0	1028.5	976.4	919.3	852.5
25°	886.3	889.1	883.8	874.9	880.2	898.0	958.2	1074.7	1044.4	977.9	896.7
27.5°	980.0	977.2	969.3	948.5	937.6	945.2	985.1	1124.4	1129.0	1055.1	955.1
30°	1073.4	1071.1	1063.5	1038.1	1015.8	1009.4	1037.4	1181.5	1229.8	1147.8	1026.7
32.5°	1170.4	1167.8	1160.7	1135.4	1108.5	1093.7	1111.7	1247.5	1348.6	1258.4	1110.9
35°	1289.9	1285.0	1270.1	1234.8	1208.4	1197.0	1205.3	1330.6	1485.6	1389.4	1213.2
37.5°	1402.4	1409.7	1394.5	1345.7	1311.5	1307.4	1316.8	1431.8	1633.3	1535.9	1330.8
40°	1515.3	1516.5	1502.8	1463.0	1427.7	1421.1	1444.7	1554.7	1807.7	1711.0	1473.7
42.5°	1632.0	1634.6	1611.5	1574.7	1548.7	1550.1	1577.0	1698.5	2007.7	1917.3	1638.2
45°	1770.4	1774.2	1748.8	1700.6	1676.9	1724.4	1713.2	1859.9	2227.0	2151.9	1827.0
47.5°	1915.1	1920.9	1901.6	1856.5	1827.0	1892.3	1849.6	2038.9	2463.1	2403.4	2034.3
50°	1994.0	2002.3	2021.1	2017.9	2011.5	2000.6	2001.6	2230.9	2706.4	2665.3	2247.5
52.5°	1951.6	1951.4	2019.9	2103.1	2192.0	2198.5	2186.9	2433.1	2933.9	2921.4	2448.3
55°	1757.7	1770.9	1874.7	2035.9	2278.5	2430.0	2464.6	2664.8	3157.2	3171.7	2652.1
57.5°	1434.8	1445.7	1585.9	1810.5	2161.8	2567.6	2859.6	3001.6	3407.0	3474.6	2923.5
60°	973.1	986.3	1134.9	1404.6	1847.6	2491.0	3235.4	3602.7	3705.9	3859.6	3304.2
62.5°	571.8	583.8	704.8	886.1	1300.8	2134.9	3400.4	4457.8	4180.9	4440.5	3885.0
65°	393.6	401.8	460.6	551.6	747.5	1437.9	3195.8	5048.2	4911.6	5160.4	4558.3
67.5°	316.8	315.8	362.4	424.4	481.2	741.4	2416.6	4981.5	5554.3	5658.1	4907.8
70°	261.0	259.9	291.6	342.9	384.5	417.6	1316.3	4203.7	5423.3	5465.4	4586.0
72.5°	218.3	219.3	239.6	277.6	315.5	314.5	578.5	2957.2	4266.4	4557.8	3655.7
75°	184.2	184.7	198.2	225.2	256.1	253.3	313.7	1602.1	2480.0	2682.9	2026.5
77.5°	156.8	157.3	166.0	181.0	203.1	202.0	228.9	692.1	1034.5	1021.8	693.2
80°	139.8	139.8	143.9	146.7	158.9	154.4	169.8	332.5	437.3	403.9	276.7
82.5°	109.7	110.2	135.0	134.0	125.1	119.3	119.3	196.0	231.7	214.2	161.9
85°	61.7	61.4	87.1	105.1	110.2	84.0	83.3	109.7	126.1	111.2	78.5
87.5°	26.4	26.9	40.4	46.7	62.4	52.3	51.6	56.6	64.2	55.5	36.3
90°	0.0	0.0	0.0	0.0	0.0	0.0	0.0	0.0	0.0	0.0	0.0



REPORT NUMBER: P200173

CATALOG NUMBER: GWC-AF-01-LED-E1-T2-800

CANDELA DISTRIBUTION (continued):

	90°	95°	105°	115°	125°	135°	145°	155°	165°	175°	180°
0°	716.3	716.3	716.3	716.3	716.3	716.3	716.3	716.3	716.3	716.3	716.3
2.5°	716.6	709.9	695.5	677.4	661.2	650.5	640.9	627.0	627.7	618.1	610.9
5°	716.1	702.4	668.8	628.9	590.7	562.9	542.2	523.3	518.8	509.9	504.6
7.5°	716.6	694.2	637.8	574.2	526.7	491.6	473.8	464.0	461.7	458.7	458.9
10°	718.3	686.8	603.8	522.8	473.1	450.0	445.7	448.8	452.3	453.3	453.6
12.5°	722.4	680.3	566.5	477.2	439.6	432.5	439.9	450.3	457.2	460.4	460.1
15°	731.5	675.1	530.7	441.4	421.0	424.9	438.6	453.3	463.2	467.8	468.0
17.5°	741.4	667.8	493.9	414.0	407.3	417.1	434.0	451.3	463.5	468.5	469.5
20°	754.3	658.7	455.3	393.4	394.4	405.4	421.4	438.6	452.0	456.3	458.4
22.5°	771.3	648.8	421.6	376.7	379.7	388.1	400.5	415.5	427.2	429.2	431.0
25°	794.2	638.1	394.7	361.4	362.7	367.5	375.9	384.8	392.9	390.7	392.4
27.5°	824.9	628.9	374.6	347.5	345.1	346.2	350.6	353.3	357.6	351.3	352.0
30°	860.9	619.1	359.2	335.3	329.0	327.1	328.2	329.7	333.0	324.4	323.2
32.5°	902.9	607.1	344.7	324.6	315.8	312.2	312.7	316.8	329.5	324.2	321.3
35°	951.5	593.7	329.5	312.9	306.9	301.8	301.3	313.9	351.8	348.5	346.0
37.5°	1008.6	580.2	314.3	299.7	300.2	294.7	292.9	307.4	356.1	343.2	341.4
40°	1081.3	573.2	301.3	285.8	292.2	291.3	287.9	295.2	327.7	304.1	301.1
42.5°	1171.1	574.2	291.6	270.8	282.5	290.6	285.0	285.3	297.0	279.2	276.4
45°	1282.1	586.0	284.8	258.9	271.6	289.9	284.0	280.0	281.0	271.6	270.1
47.5°	1411.5	610.7	280.0	249.0	261.2	287.0	283.8	278.4	276.2	271.1	269.9
50°	1555.4	646.5	276.4	239.6	251.7	282.5	284.0	276.9	274.4	272.3	271.6
52.5°	1696.8	687.3	271.1	231.5	244.4	276.9	284.8	275.4	272.6	271.1	270.4
55°	1854.4	738.4	263.0	224.6	238.3	269.9	284.8	273.1	270.1	270.4	270.1
57.5°	2067.4	820.8	253.3	218.8	231.0	261.2	280.0	270.6	266.8	267.0	267.3
60°	2400.0	966.3	241.6	213.0	221.9	251.0	273.3	264.9	261.2	262.2	262.5
62.5°	2889.4	1179.8	226.4	204.3	212.2	240.1	264.2	257.9	254.1	256.7	256.7
65°	3398.1	1368.1	207.7	193.4	202.0	228.2	252.8	249.0	245.2	251.0	250.7
67.5°	3534.9	1325.9	188.8	181.5	191.9	215.0	239.1	237.0	235.1	245.2	244.7
70°	3140.3	1064.5	171.5	169.3	180.8	200.8	224.3	224.3	223.1	230.7	228.9
72.5°	2392.5	754.8	155.1	156.3	168.1	185.3	208.4	210.1	208.2	212.0	210.4
75°	1280.7	432.0	138.6	142.1	152.3	169.5	190.6	192.4	191.1	190.9	191.6
77.5°	425.6	211.1	121.3	126.9	135.7	153.3	172.1	174.9	171.9	171.3	171.0
80°	189.6	132.8	102.3	109.7	117.5	134.8	152.5	154.9	151.5	156.1	150.3
82.5°	121.8	87.4	81.9	90.1	97.7	116.2	133.0	133.5	130.4	151.5	129.2
85°	59.1	54.1	61.7	69.0	75.6	91.3	110.2	110.4	102.8	93.7	90.3
87.5°	29.5	31.5	41.1	47.7	51.0	62.7	80.2	78.7	75.4	68.5	63.2
90°	0.0	0.0	0.0	0.0	0.0	0.0	0.0	0.0	0.0	0.0	0.0

(END OF REPORT)